


Charter ESSER Spending by the Dollar



Academics
35¢

Educators
16¢

Student Readiness
18¢

Foundations
30¢



Interventionists (\$10 M) 13.1%

Other (Substitutes, materials, curriculum, library, etc.) (\$9 M) 19.1%



Class Size Reductions (Support Staff) (\$9 M) 11.7%



Teacher Retention (\$1.6 M) 2.1%



SEL and Mental Health Positions (\$4.9M) 6.4%



Support for Special Populations (\$5.5M) 7.1%



Facilities Improvements (\$13.1M) 16.9%

Charter Data

- Includes ESSER 2 and 3
- 75 charter schools in Memphis
- This data subset contains 38 of these schools, 7 of which are also ASD schools
 - School Leader
 - Teachers
 - Students

Thoughts from Leaders



Bright Spots

- Clear guidelines
- Know who to go to with questions
- State and SCS/ASD held many webinars
- SCS/ASD has been very responsive, overall
- High degree of flexibility
- Hopeful regarding the influx of cash!
They're able to have programs that wouldn't be possible before.



Pain Points

- Don't know when ESSER 3 will be approved
- **Reimbursement delays – not always streamlined communication with SCS
- **Low cash reserves for new schools
- Cash flow issues
- Need to spend \$ on facilities
- Difficult to address current needs and make programs sustainable
- ESSER underfunds ESL students




Open Issues

1. Some schools struggle with reimbursement delays and communication is not always streamlined with SCS.
2. Low cash reserves for new schools mean that cash flow can be an issue.


How Can We Move Forward?



Reference



SCS ESSER Spending By the Dollar (\$776M Total)




Academics
18¢

Educators
17¢


Student Readiness
13¢


Foundations
52¢


 Interventionists (**\$49M**)


 Tutoring Programs (**\$42M**)


 Summer Programming (**\$11M**)


 Other (**\$32M**)

 Class Size Reductions
(Educational Assistants)
(**\$109M**)


 Teacher Retention (**\$15M**)

 Other (**\$7M**)

 Mental Health (**\$32M**)

 High School Innovation (**\$19M**)

 Special Populations (**\$15M**)

 Other (**\$21M**)

 Facilities (**\$221M**)


 Technology (**\$98M**)

 Internet (**\$13M**)

 Other (**\$71M**)

*\$776M is inclusive of Charter Allocations for ESSER 1.0-3.0

ASD ESSER Spending by the Dollar (\$86M Total)



Academics
35¢

Mini Grants for
ASD 2.0 Schools **(\$24M)**

Educators
6¢

Class Size Reductions
(Support Staff) **(\$4.5M)**

Student Readiness
9¢

Social Workers and
Guidance Personnel **(\$4.5M)**

Support for
Special Populations **(\$2.5M)**

Foundations
50¢

Facilities Improvements **(\$5M)**
Technology **(\$4M)**
Other **(\$33M)**